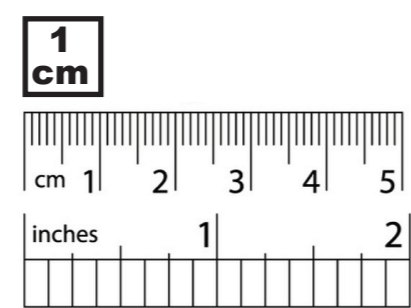


To ensure the size of your pattern is to scale, these squares are provided as a measure reference.
Before printing pattern, adjust file to make these squares match 1 cm or 1 inch.



This square is equal to:
1 inch

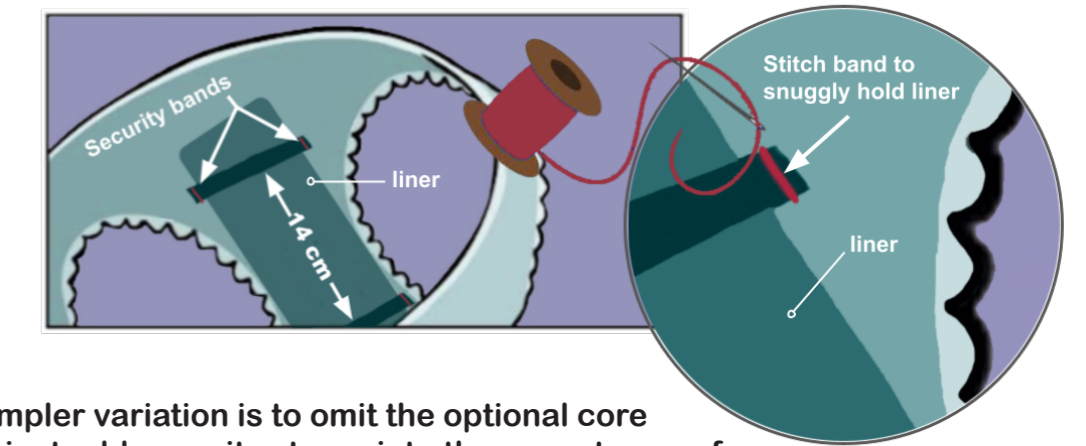


TRANSFORMATION
textiles
2XL Front

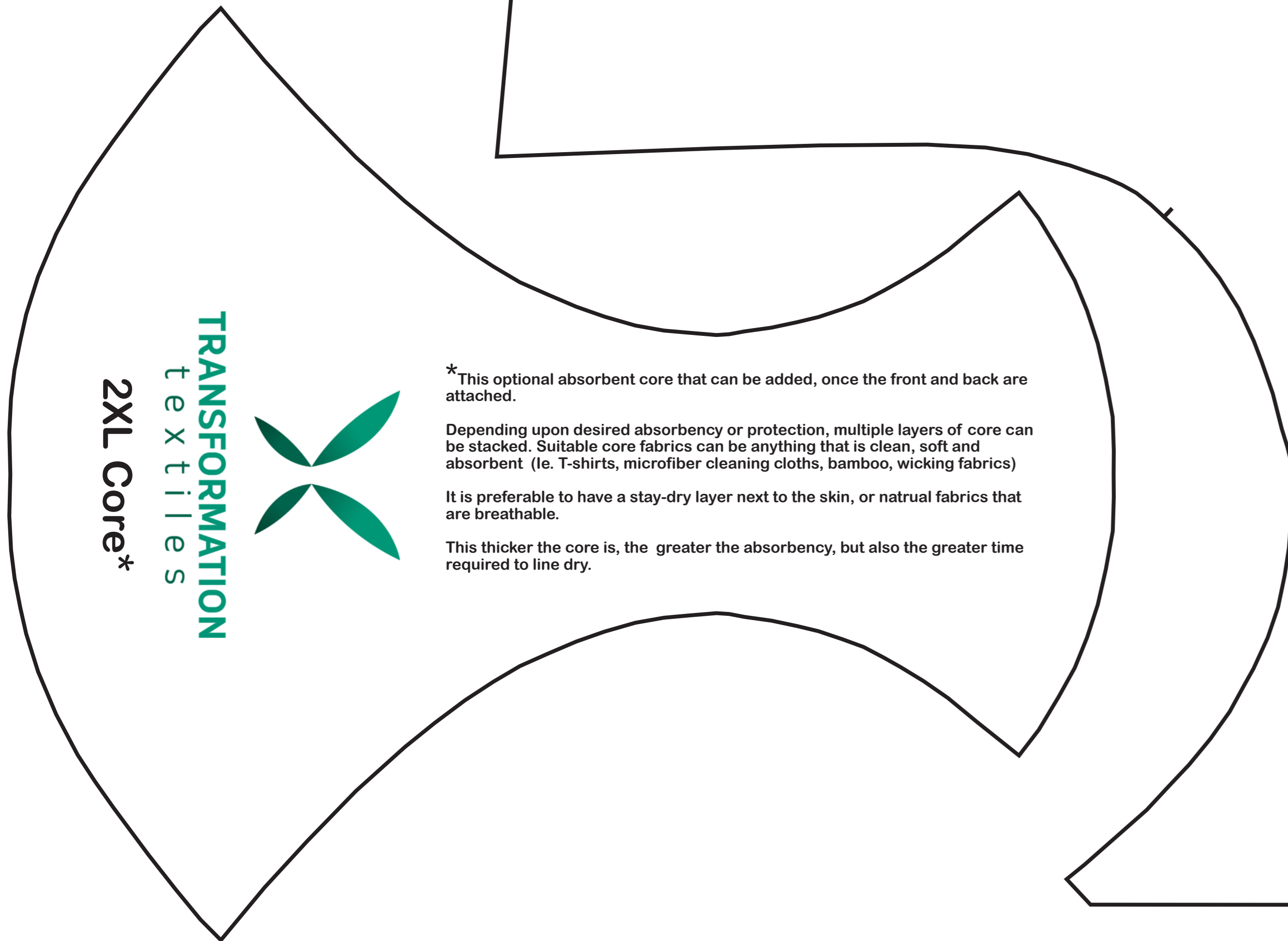
For More Ideas and Support, Please Join our Community of Practice!
<https://www.facebook.com/groups/174794825705321/>



Patterns Courtesy of Transformation Textiles. Used with Permission.
For the free distribution to all whom may need them for reference.



A simpler variation is to omit the optional core and just add security straps into the gusset area of underwear. Generally a 14 cm distance is desirable in the middle



*This optional absorbent core that can be added, once the front and back are attached.
Depending upon desired absorbency or protection, multiple layers of core can be stacked. Suitable core fabrics can be anything that is clean, soft and absorbent (ie. T-shirts, microfiber cleaning cloths, bamboo, wicking fabrics)
It is preferable to have a stay-dry layer next to the skin, or natural fabrics that are breathable.
This thicker the core is, the greater the absorbency, but also the greater time required to line dry.

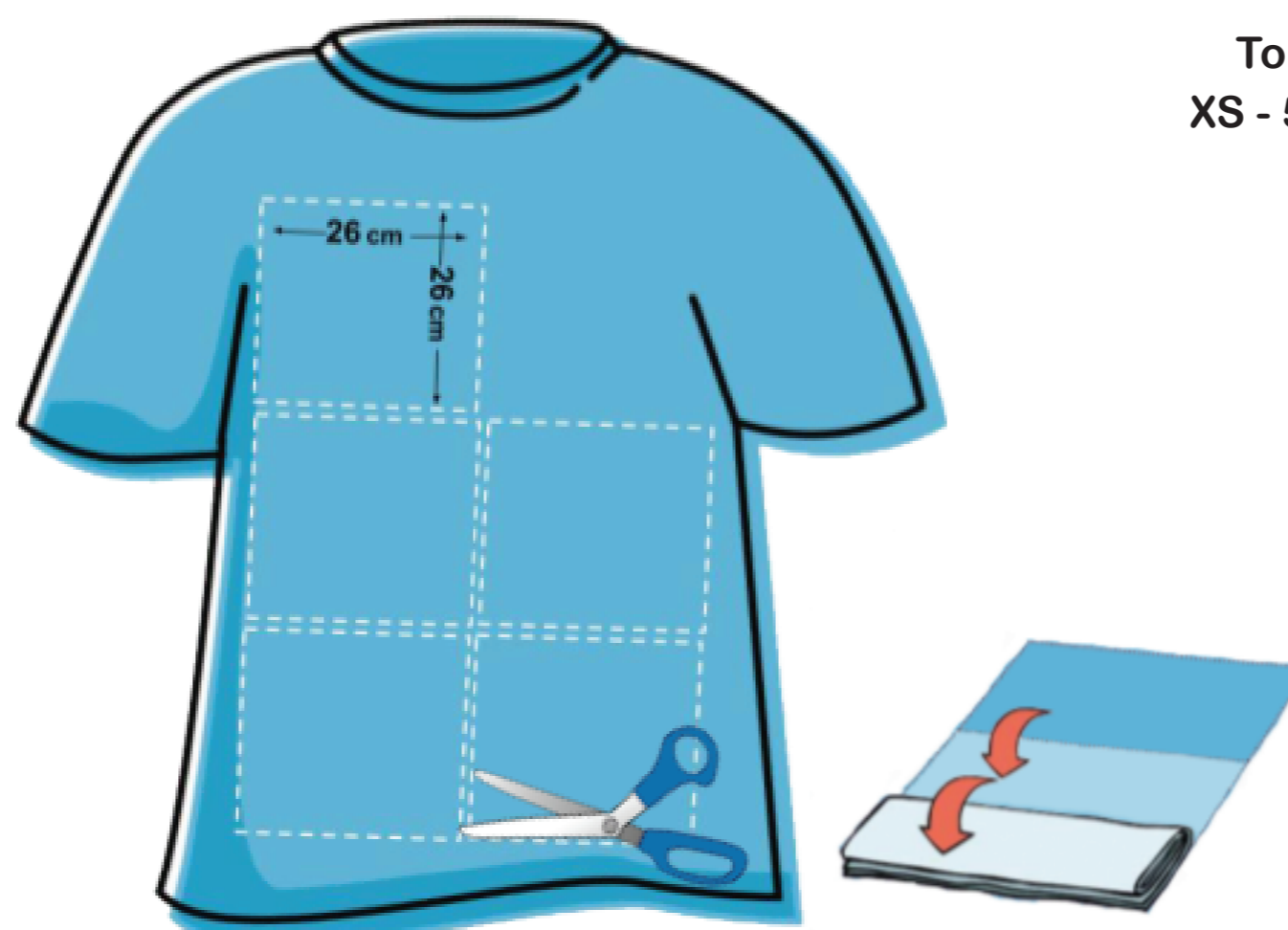


TRANSFORMATION
textiles
2XL Back



The TT Hipster pattern is very versatile, and can be made from any type of stretchy knit fabric (like an upcycled t-shirt) and can be adjusted in so many ways.

To watch our FREE Tutorials or download the patterns from XS - 5XL, type this link into your browser: bit.ly/TTHipster



Liners can be made from any clean, soft, absorbent fabric.